

**Pressostat
DTV 500**



■ **Application**

The pressure differential switch is used to determine air rarefaction or air (non-aggressive gases) pressure drop. It is used in ventilation systems to determine air filter clogging degree or belt breaking in centrifugal fans, etc.

■ **Design and control**

The pressostat switch is made of plastic. The pressure differential for the pressure switch actuation is set by turning the disk in the casing. The delivery set includes 2 plastic pressure outlets for pressure tap-off, PVC tubes \varnothing 5 mm and 2 m long.

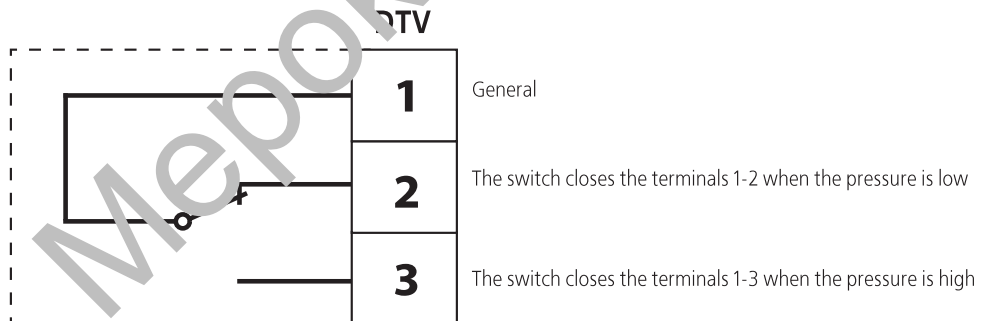
■ **Mounting**

The pressure switch is designed for surface wall mounting or installation into air ducts on the mounting bracket with two \varnothing 5 mm openings located at 40 mm center-to-center distance. The switch is suitable both for vertical and horizontal installation. However vertical orientation is preferable because in case of horizontal orientation the switching point will be shifted for 11 Pa. The length of pressure outlet tubes is variable but the relay actuation time increases if the tube length is above 2 m. Install the differential pressure switch above the pressure tapping points. Connect the tubes in such a way as to avoid formation of tubular loops to prevent condensate accumulation inside the tubes.

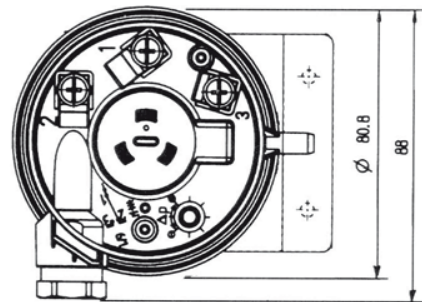
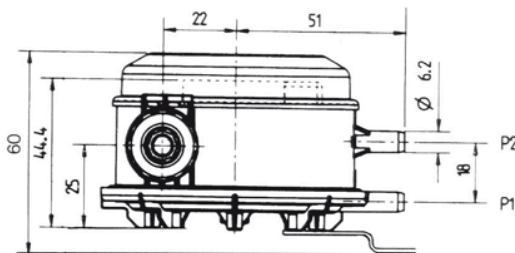
■ **Technical data**

	DTV 500
Number of contacts	1
Contact data [A]	5 (0.8) 250 V AC
Reset mechanism	changeover
Pressure range [Pa]	50...500
Hysteresis loop	25 Pa +/- 8 Pa
Ingress protection rating	IP 54

■ **Pressostat wiring diagram**



■ **Overall dimensions**



P1 connector for high pressure
P2 connector for low pressure